

OPERATION AND MAINTENANCE MANUAL

ITEM NO.: **BP1821L**
18V 2.0Ah Li-ion BATTERY

ITEM NO.: **BP1832L**
18V 3.0Ah Li-ion BATTERY

BP1841L
18V 4.0Ah Li-ion BATTERY



BP1821L



BP1832L



BP1841L

Note

Battery limited warranty obtains for 6-month by manufacturer. For better durability, fully charge battery at least once while battery without using for 3 months long. All rechargeable batteries are consumable components that become less effective as they chemically age.




MANUAL







**CORDLESS TOOLS
CATALOG**

Caution

For the safety reason, please only use the same type of charger manufactured by SUMAKE to recharge this type of battery. Please read  manual carefully and follow all the instructions, also pay attention to all the warning.

Important Notification

1. Please read  all instructions carefully before operate the rechargeable screwdriver and the charge station. Failure to follow all instructions listed below may result in electric shock fire and/or serious injure.
2. Please fully recharge the battery before assembles with screwdriver.
3. Before insert the battery, place the Forward/Backward switch to the middle, in case of accident.
4. Do not place charger on high shelf. The charger should be placed on the leveled, firmed spot that prevent children from reaching. 
5. Please do not place rechargeable batteries in the poorly ventilated place, nor expose the charger in the dust or metal crumb.
6. Do not expose rechargeable batteries directly under sun, high temperature, high humidity , and highly explosive gas .
7. Do not place rechargeable batteries on high shelf. The charger should place on the leveled, firmed spot that prevent children from reaching.
8. Please read all instructions carefully before operate the charger. Failure to follow all instructions listed below may result in electric shock fire and/or serious injure.
9. It is forbidden to use different brand of battery other than SUMAKE' on the charger. To disassemble and modify the charge are also not allowed. The use of other than genuine SUMAKE charger may result in decreased tool performance and increased maintenance and may invalidate all warranties.
10. Abusing the rechargeable battery may cause the battery damage. If the liquid leak out due to the damage of the battery, please do not touch with your own buddy. If so, please use tab water to rinse off. If the liquid gets into your eye, please contact a doctor immediately.
11. Rechargeable batteries have 6 months warranty. Depends on the frequency of use, the battery capacity gradually shortened (charging time). when the battery unused more than six months, please send by to SUMAKE or local dealer to re-activate the battery, otherwise it will shorten the battery lifetime and will cause the battery to deactivate and not able to recharge.
12. The best working temperature to recharge the battery is from 0 °C to 30°C. When the battery temperature is below 0°C, the battery-liquid inside the rechargeable battery will be frozen, therefore the battery is not able to recharge.
13. Under normal usage, SUMAKE battery guaranties 600 recharge times. Battery remains 70% capacity when battery recharge after 1000 times. Each recharge and discharge, battery capacity decreases.

Icon explanation



Safety Certifications



CAUTION

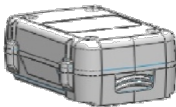

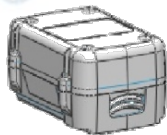
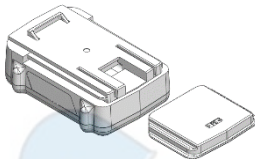
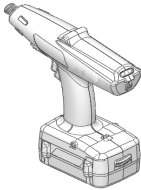

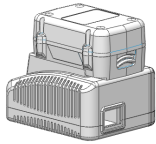
Keep the battery away from fire. Avoid the action of short circuit. Never attempt to disassemble the battery pack, Use the designated chargers to charge the battery pack. Risk of explosion if battery replaced by an incorrect type. Dispose of used batteries according to the instructions.



ATTENTION

Gardez la batterie à l'écart du feu. Évitez l'action du court-circuit. Ne tentez jamais de démonter le bloc de batterie, utilisez les chargeurs désignés pour charger la batterie. Risque d'explosion si la batterie est remplacée par un type incorrect. Disposer des piles usagées conformément aux instructions.

Product introduction and specification

Product type	BP1821L 	BP1832L 	BP1841L 
Operation steps	 Take off the cover case  Assemble with Connect to the coreless screwdriver.  Connect to the charge station. 		
Battery capacity	1950mAh	3000mAh	3900mAh
Color	Black		
Battery type	Lithium-ion rechargeable battery		
Battery weight (Kg)	0.42	0.44	0.76
Dimensions (mm)	L119 × W80 × H39	L92 × W75 × H63	L119 × W80 × H58
wh	35	54	70
Nominal voltage	18V		
Full charged voltage	21V		
Protection mechanisms	1. High temperature protection. 2. Overcurrent protection. 3. Over recharge Protection. 4. Over discharge Protection. 5. When the battery is charging, the battery temperature lower 0°C or higher 50°C. The charging process will be stopped.		

Contents

Rechargeable battery	1 PCS
Operation manual	1 PCS
Warranty certification	1 PCS

Caution
SAVE THE INSTRUCTIONS
DO NOT DESTROY

**Our company reserves the right to modify
the product without prior notice.**